



## INTERNATIONAL APPLICATION PUBLISHED UNDER THE PATENT COOPERATION TREATY (PCT)

<p>(51) International Patent Classification <sup>6</sup> : C07C 203/04, C07D 487/04, 209/28, A61K 31/40, 31/405, 31/21 // (C07D 487/04, 209:00, 209:00)</p>	A1	<p>(11) International Publication Number: <b>WO 95/09831</b> (43) International Publication Date: 13 April 1995 (13.04.95)</p>
<p>(21) International Application Number: PCT/EP94/03182 (22) International Filing Date: 23 September 1994 (23.09.94) (30) Priority Data: 9320599.5 6 October 1993 (06.10.93) GB MI94/A000916 10 May 1994 (10.05.94) IT (71) Applicant (for all designated States except US): NICOX LIMITED [IE/IE]; 17 Dame Street, Dublin 2 (IE). (72) Inventor; and (75) Inventor/Applicant (for US only): DEL SOLDATO, Piero [IT/IT]; Via E. Toti, 22, I-20052 Monza (IT). (74) Agent: TRUPIANO, Roberto; Brevetti Europa S.r.l., Piazza Bemini, 6, I-20133 Milano MI (IT).</p>	<p>(81) Designated States: AM, AU, BB, BG, BR, BY, CA, CN, CZ, EE, FI, GE, HU, JP, KG, KP, KR, KZ, LK, LR, LT, LV, MD, MG, MN, NO, NZ, PL, RO, RU, SI, SK, TJ, TT, UA, US, UZ, VN, European patent (AT, BE, CH, DE, DK, ES, FR, GB, GR, IE, IT, LU, MC, NL, PT, SE), OAPI patent (BF, BJ, CF, CG, CI, CM, GA, GN, ML, MR, NE, SN, TD, TG), ARIPO patent (KE, MW, SD, SZ).</p> <p><b>Published</b> <i>With international search report.</i></p>	
<p>(54) Title: NITRIC ESTERS HAVING ANTI-INFLAMMATORY AND/OR ANALGESIC ACTIVITY AND PROCESS FOR THEIR PREPARATION</p>		
$\text{M}-\overset{\text{O}}{\parallel}{\text{C}}-\text{Y}-\underset{\text{B}}{\overset{\text{A}}{\text{C}}}_{\text{n}}-\text{ONO}_2 \quad (\text{IA})$		
<p>(57) Abstract</p> <p>The present invention refers to nitric esters of derivatives of propionic acid, 1-(p-chlorobenzoyl)-5-methoxy-2-methyl-3-indolylacetic acid, 5-benzoyl-1,2-dihydro-3H-pyrrolo[1,2-a]pyrrole-1-carboxylic acid, 6-methoxy-2-naphthylacetic acid, having general formula (IA), their pharmaceutical use and the process for their preparation.</p>		

**FOR THE PURPOSES OF INFORMATION ONLY**

Codes used to identify States party to the PCT on the front pages of pamphlets publishing international applications under the PCT.

AT	Austria	GB	United Kingdom	MR	Mauritania
AU	Australia	GE	Georgia	MW	Malawi
BB	Barbados	GN	Guinea	NE	Niger
BE	Belgium	GR	Greece	NL	Netherlands
BF	Burkina Faso	HU	Hungary	NO	Norway
BG	Bulgaria	IE	Ireland	NZ	New Zealand
BJ	Benin	IT	Italy	PL	Poland
BR	Brazil	JP	Japan	PT	Portugal
BY	Belarus	KE	Kenya	RO	Romania
CA	Canada	KG	Kyrgyzstan	RU	Russian Federation
CF	Central African Republic	KP	Democratic People's Republic of Korea	SD	Sudan
CG	Congo	KR	Republic of Korea	SE	Sweden
CH	Switzerland	KZ	Kazakhstan	SI	Slovenia
CI	Côte d'Ivoire	LI	Liechtenstein	SK	Slovakia
CM	Cameroon	LK	Sri Lanka	SN	Senegal
CN	China	LU	Luxembourg	TD	Chad
CS	Czechoslovakia	LV	Larvia	TG	Togo
CZ	Czech Republic	MC	Monaco	TJ	Tajikistan
DE	Germany	MD	Republic of Moldova	TT	Trinidad and Tobago
DK	Denmark	MG	Madagascar	UA	Ukraine
ES	Spain	ML	Mali	US	United States of America
FI	Finland	MN	Mongolia	UZ	Uzbekistan
FR	France			VN	Viet Nam
GA	Gabon				

NITRIC ESTERS HAVING ANTI-INFLAMMATORY AND/OR ANALGESIC  
ACTIVITY AND PROCESS FOR THEIR PREPARATION.

OBJECT OF THE INVENTION

The present invention refers to nitric esters of deri-  
vatives of propionic acid, 1-(p-chlorobenzoyl)-5-  
5 methoxy-2-methyl -3-indolylacetic acid, 5-benzoyl  
-1,2-dihidro -3H- pyrrolo[1,2-a]pyrrole -1-carboxylic  
acid, 6-methoxy -2-naphthylacetic acid, their pharma-  
ceutical utilization and the process for their prepara-  
10 tion. The present invention also refers to pharmaceuti-  
cal compositions comprising at least one of said nitric  
esters as active constituent.

PRIOR ART

Some derivatives of propionic acid, such as, for in-  
15 stance, 2-(6-methoxy-2-naphtyl)propionic acid 2-(4-  
isobutylphenyl)propionic acid or alpha-Methyl-4-[(2-  
oxocyclopentyl)methyl]benzeneacetic acid, have been  
used for a long time in the pharmaceutical field for  
their anti-inflammatory activity and have been present  
20 for many years on the different world markets. The  
process for the preparation of 2-(6-methoxy-2-  
naphtyl)propionic acid has been described in the South  
African Patent N°6707,597, in the German Patent N°  
1,934,460, corresponding to the US Patent N°3,637,767  
25 and also in C.A.71,91162j (1969); HARRISON et al.  
J.Med.Chem. 13,203 (1970); the process for the prepara-  
tion of 2-(4-isobutylphenyl)propionic acid has been

described in Patents GB N°971,700, US N°3,228,831 and  
US N°3,385,886, and also in T. SHIORI, N. KAWAI, J.Org.  
Chem. 43,2936 (1978); J.T. PINHEY, B.A. ROWE, Tetrahe-  
dron Letters 21, 965 (1980); while the process for the  
5 preparation of alpha-methyl-4-[(2-oxocyclopentyl)met-  
hyl]benzenacetic acid has been described in the German  
Patent N°2,814,556 and in US Patent N°4,161,538.

In the case of 2-(6-methoxy-2-naphtyl)propionic acid,  
the pharmacological profile is described in ROSZKOWSKI  
10 et al. J. Pharmacol. Exp. Ther. 179,114 (1971), while  
the pharmacological profile of 2-(4-  
isobutylphenyl)propionic acid is reported in ADAMS et  
al. Arch. Pharmacodyn. Ther. 178,115 (1969).

The utilization of these derivatives of propionic acid  
15 as anti-inflammatory agents involves, as known, extre-  
mely severe adverse reactions affecting, for instance,  
the gastrointestinal system, as well as damages to  
liver and kidneys.

Other particularly toxic products are, for example, 5-  
20 benzoyl -2- dihydro-3H- pyrrolo[1,2-a] pyrrole 1-  
carboxylic acid or Ketorolac [W.H.ROOKS et al. Agents  
Actions 12,684 (1982)] and 1-(4-chlorobenzoyl)-5-  
methoxy-2- methyl- 1H-indole- 3-acetic acid or Indomet-  
hacin [C.D.KLAASSEN, Toxicol. Appl.Pharmacol. 28,127  
25 (1976)]. In particular, in some countries Ketorolac has  
been withdrawn from the market because of its gastroin-  
testinal toxicity, while Indomethacin is one of the

drugs which has caused the highest death-rate from the year of its introduction in the market. Compared with other known anti-inflammatory and/or analgesic drugs, Ketorolac and Indomethacin cause - because of the  
5 already described adverse reactions - very extensive damages and, in particular as concerns gastrointestinal toxicity, deaths have been ascertained even in children.

It is therefore evident that there is the need of  
10 having drugs which, though providing a good anti-inflammatory and/or analgesic activity, do not result to be, in general, toxic.

#### OBJECTS OF THE INVENTION

Object of the present invention is that of providing a  
15 product which, while assuring at least the maintenance of the pharmacological activity which is characteristic of the known anti-inflammatory and/or analgesic agents, is capable of eliminating the adverse reactions brought about by the treatment with said agents, and has good  
20 tolerance.

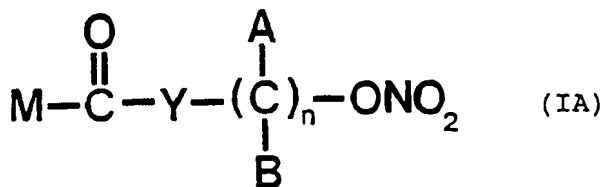
Another object of the present invention is that of realizing a process for the preparation of derivatives of propionic acid, 1-(p-chlorobenzoyl)-5-methoxy-2-methyl -3-indolylacetic acid, 5-benzoyl -1,2-dihydro  
25 -3H- pyrrolo[1,2-a]pyrrole -1-carboxylic acid, 6-methoxy -2-naphthylacetic acid, having an anti-inflammatory and/or analgesic activity, good tolerance and being

exempt from the adverse reactions that are typical of anti-inflammatory and analgesic agents.

Still another object of the present invention is that of providing pharmaceutical compositions having anti-inflammatory and/or analgesic activity which results provided with good tolerance.

#### DESCRIPTION OF THE INVENTION

These and still further objects and associated advantages which shall clearly result from the following description, are reached by derivatives of propionic acid, 1-(p-chlorobenzoyl)-5-methoxy-2-methyl-3-indolylacetic acid, 5-benzoyl-1,2-dihydro-3H-pyrrolo[1,2-a]pyrrole-1-carboxylic acid, 6-methoxy-2-naphthylacetic acid which, according to the present invention, have the following general formula:

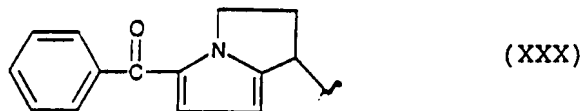


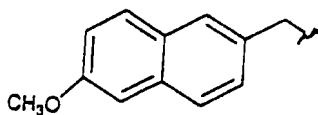
20

where:

A and B are chosen among hydrogen, linear or branched, substituted or non substituted alkyl chains, M is chosen among:

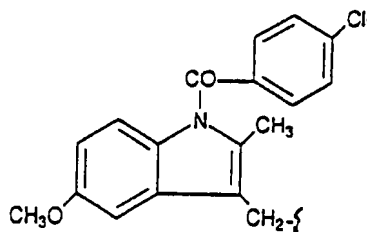
25





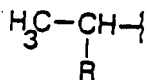
(XXXI)

5



(XXXII)

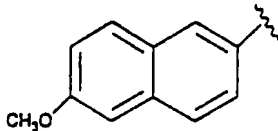
10



(XXXIII)

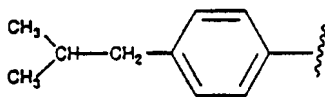
where R is chosen among:

15



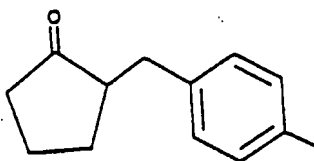
(II)

20



(III)

25



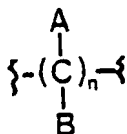
(X)

Y is chosen among oxygen, NH, NR<sub>1</sub>, where R<sub>1</sub> is a linear

or branched alkyl group, and n is comprised between 1 and 10.

More particularly, the fragment

5



is a linear, branched or cyclic alkylenic group C<sub>2</sub>-C<sub>10</sub>. In fact, it has been observed that the introduction of a group such as a terminal nitric ester in the derivatives (IA) permits to maintain the pharmacological activity which is characteristic of anti-inflammatory non steroidal and/or analgesic agents, leads to products provided with good tolerance, while eliminating the adverse reactions caused by the treatment with such drugs. Furthermore, the introduction of a terminal nitric ester in the derivatives of propionic acid, permits to potentiate the anti-inflammatory effect compared with the well known non-steroidal anti-inflammatory drugs; such increase is made by the terminal nitric ester group, which can be considered as a source of nitric oxide and which can exert additional anti-inflammatory effects.

It has been also observed that the derivatives (IA) are useful in the treatment of different unhealthy conditions, for instance unhealthy conditions which required the treatment with both anti-inflammatory and analgesic drug, or rheumatic diseases in general, disorders of an



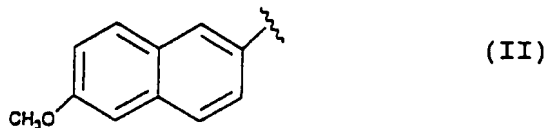
immunologic nature, and they can also alleviate moderate-medium painful states of any kind.

Moreover, the derivatives (IA) subject matter of this invention, are useful in the treatment of the illnesses of the cardiovascular system and of the central nervous system, in particular in the treatment of myocardial and brain ischaemiae, as well as in some cases of arterial thrombosis and in some cases of senile dementia.

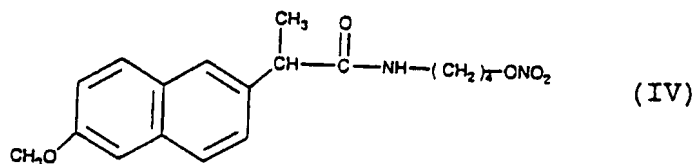
Always according to this invention, a nitric ester (IA) proved to be particularly advantageous, where:  
 hydrogen is chosen as A and B, M is chosen as



where R is chosen as:

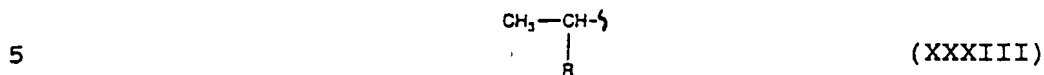


NH is chosen as Y, and n is equal to four, according to the following formula:

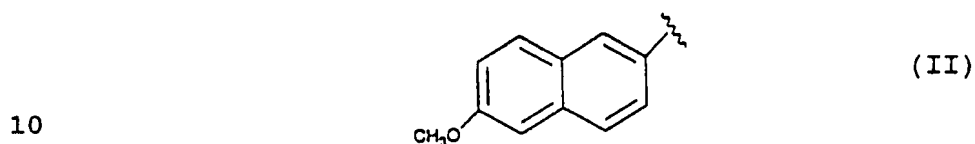


A nitric ester (IA) has also proved to be particularly advantageous according to this invention, where:

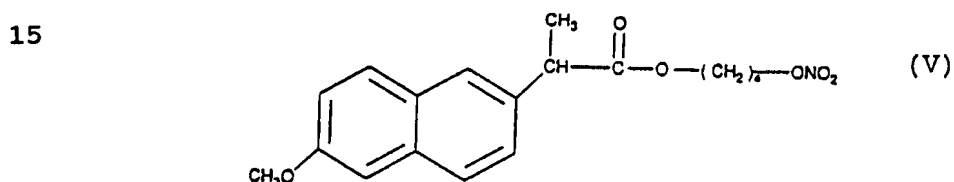
hydrogen is chosen as A and B, M is chosen as



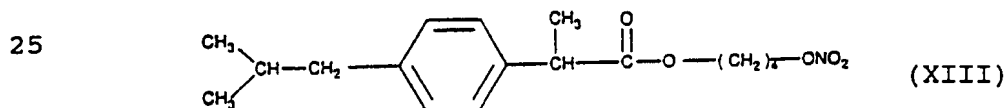
where R is chosen as:



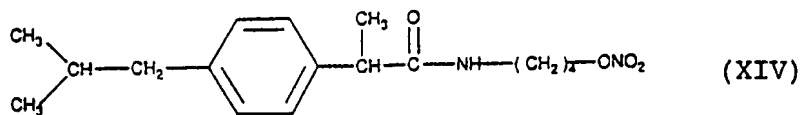
oxygen is chosen as Y, and n is equal to four, according to the following formula:



20 Also the nitric esters of derivatives of 2-(4-isobutylphenyl)propionic acid have proved to be particularly advantageous according to this invention, having the following formulae:

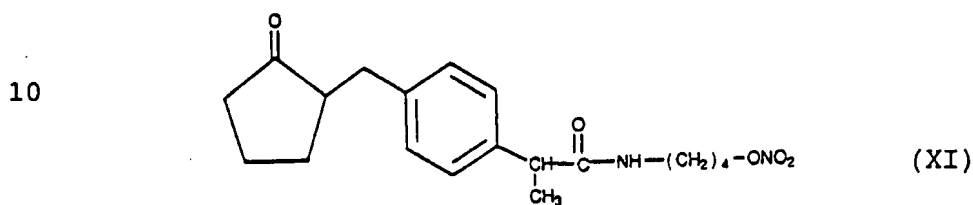


and

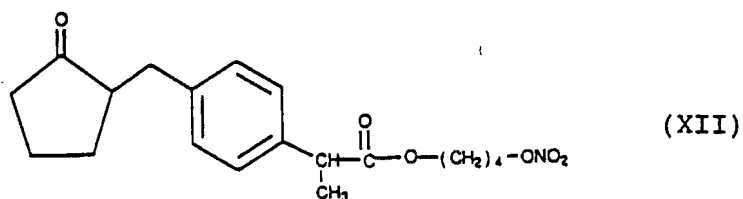


5

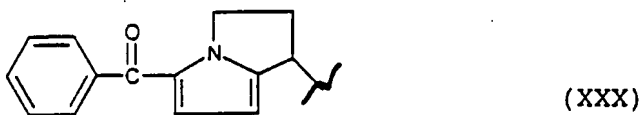
Always according to the present invention, nitric esters (IA) have proved to be particularly advantageous, having the following formulae:



15



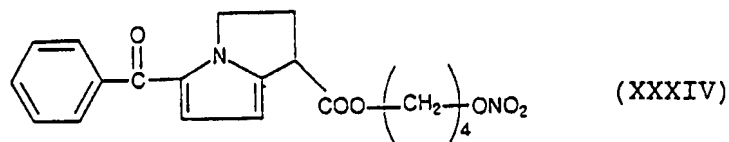
20 Always according to the present invention, nitric esters (IA) where M is chosen as



25

oxygen is chosen as Y, hydrogen is chosen as A and B and n is equal to four according to the following

formula:



5

proved to have very good tolerance.

For the preparation of nitric esters (IA) subject matter of the present invention, a first process has proved to be particularly advantageous which, according to the present invention, includes the following steps:

10

- Preparation of sodium salt of derivatives having the following general formula:



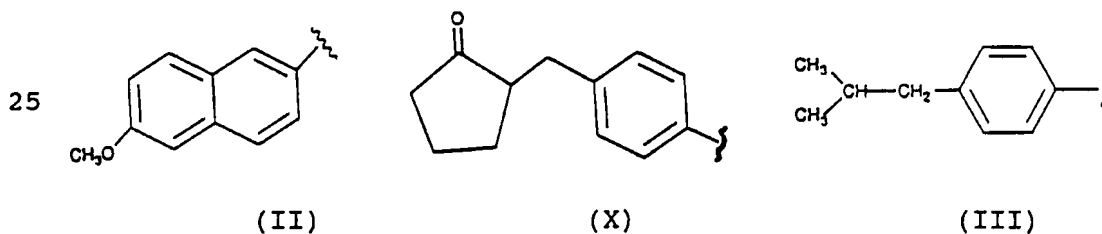
15

where M is chosen among (XXX), (XXXI), (XXXII),



20

where R is chosen among the following structures:



25

or preparation of derivatives (VIA) functionalized to the carboxylic group as acyclic chlorides, anhydrides or the like;

- 5 - Reaction between the sodium salt of said derivatives (VIA) or of said derivatives (VIA) functionalized to the carboxylic group, with a composition having the following general formula:



10

where:

- 15  $R_4$  is chosen among chlorine, bromine,  $NHR_5$  with  $R_5$  hydrogen, linear or branched alkyl chain, A and B are chosen among hydrogen, linear or branched, substituted or non substituted alkyl chains,  $R_3$  is chosen among chlorine, bromine and iodine, and n is comprised between 1 and 10, with ensuing production of the relevant monomeric esters or the relevant amides;

- 20 - Reaction of said monomeric esters or said amides with a nitrating agent such as  $AgNO_3$  or the like, with ensuing production of nitric esters (IA).

25 A second process has also proved to be particularly advantageous which, always according to the present invention, includes the following steps:

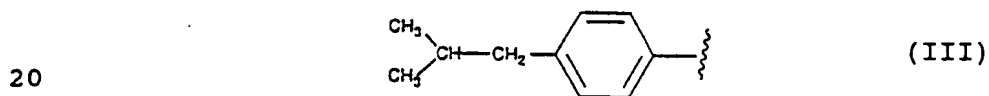
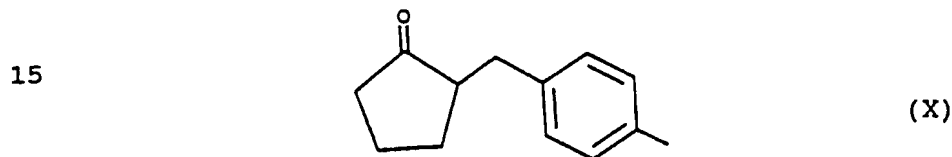
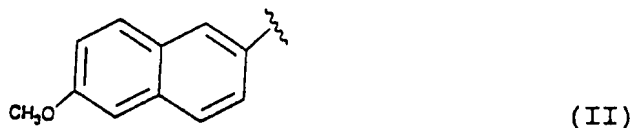
- Preparation of sodium salt of derivatives having the following general formula:



5 where M is chosen among (XXX), (XXXI), (XXXII),



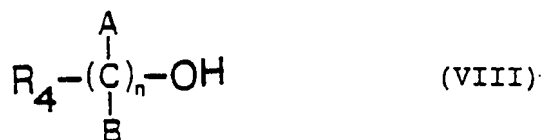
10 where R is chosen among the following structures:



or preparation of derivatives (VIA) functionalized to  
the carboxylic group, such as acyclic chlorides, anhy-  
drides or the like;

25 - Reaction between the sodium salt of said derivatives  
(VIA) or of said derivatives (VIA) functionalized to  
the carboxylic group, with a composition having the

following general formula:



5

where;

$\text{R}_4$  is chosen among chlorine, bromine,  $\text{NHR}_5$  with  $\text{R}_5$  hydrogen, linear or branched alkyl chains, A and B are chosen among hydrogen, linear or branched, substituted or non substituted alkyl chains, and n is comprised between 1 and 10, with ensuing production of the relevant monomeric esters or the relevant amides;

- Reaction of said monomeric esters or said amides with an halogenating composition such as  $\text{PBr}_3$  or the like, with ensuing production of said monomeric esters or said amides characterized by the presence of a terminal halogen group;

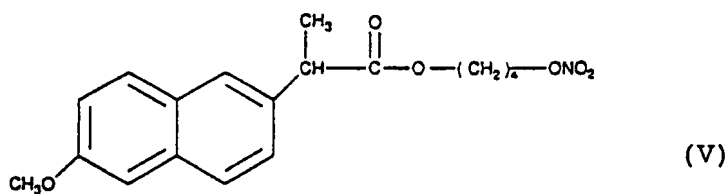
- Reaction of said monomeric esters or said amides characterized by the presence of a terminal halogen group, with a nitrating agent such as  $\text{AgNO}_3$  or the like, with ensuing production of nitric esters of derivatives (IA).

The solvents which are utilized in the processes subject matter of the present invention are preferably chosen among chloroform, methylene chloride, acetonitrile, dimethylformamide, tetrahydrofuran, 1,4-dioxane and the like.

25

Such processes for the preparation of derivatives (IA),  
subject matter of the present invention, consist of a  
limited number of steps, which permits to obtain in a  
short time the products which derive from these proces-  
5 ses, with satisfactory yields and in high amounts, also  
on the industrial level.

According to the processes subject matter of this  
invention, the preparation of a nitric ester derived  
from propionic acid has proved to be particularly  
10 advantageous, having the following formula:



15

which is prepared as described in the example that is  
given hereunder as a mere indication and which does not  
limit in any way the protection scope of the invention.

EXAMPLE 1

20 a) 0.59 g of EtONa dissolved in 10 ml of ethyl alcohol  
were added, by slow dripping, to a solution of 2 g of  
2-(6-methoxy-2-naphthyl)propionic acid, dissolved in 20  
ml of ethyl alcohol. The reaction mixture was stirred  
for 5 minutes at room temperature, then the solvent was  
25 evaporated at a reduced pressure, obtaining 2.1 g of  
sodium salt of 2-(6-methoxy-2-naphthyl)propionic acid.  
The 2.1 g of sodium salt of 2-(6-methoxy-2-naphthyl)



propionic acid so obtained were dispersed in 40 ml of dimethylformamide and 1.5 g of 1-Br-4-Cl-butane dissolved in 30 ml of dimethylformamide were added by dripping to this dispersion. The reaction mixture was stirred for 12 hours at room temperature, then diluted with water and extracted with methylene chloride. The organic phase so extracted was anhydri-fied on sodium sulfate and the solvent was evaporated at a reduced pressure until a dry residue of 2 g was obtained.

The residue was purified by chromatography on silica gel, utilizing an eluting mixture constituted by hexane/ether 7/3 (v/v).

The head fractions were collected, the solvent was evaporated at a reduced pressure and 1 g of 2-(6-methoxy-2-naphtyl)propionate of 4-chlorobutyl (IX) was obtained.

IR( $\text{cm}^{-1}$ ): C=O, 1669.

$^1\text{H-NMR}$ (300MHz) ( $\text{CDCl}_3$ ): 1.6ppm (d, 3H); 1.75ppm (m, 4H); 3.45ppm (m, 2H); 3.88ppm (q, 1H); 3.91ppm (t, 3H); 4.1ppm (m, 2H); 7.1-7-7.7ppm (m, aromatics).

Mass spectrometry (i.e.):  $\text{M}^+$  320.

b) 0.79 g of  $\text{AgNO}_3$  dissolved in 1.3 ml of acetonitrile were dripped to 1 g of (IX) obtained as described in a), dissolved in 4,5 ml of acetonitrile. The reaction mixture was stirred for 12 hours at a temperature of  $85^\circ\text{C}$  and then filtered.

From the resulting solution, the solvent was evaporated

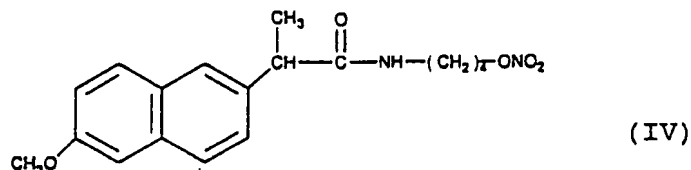
at a reduced pressure, and a residue was obtained to which 10 ml of methylene chloride were added. The mix so obtained was filtered once again, the organic phase was washed with water and then anhydriified on sodium sulfate. The solvent was evaporated under reduced pressure and 1.8 g of a dry residue was obtained, which was purified by chromatography on silica gel, utilizing an eluting mixture constituted by hexane/ether 7/3 (v/v). The fractions containing the product were collected, the solvent was evaporated at a reduced pressure and 1.5 g of nitric ester of 2-(6-methoxy-2-naphthyl)propionate of 4-hydroxy-butyl (V) were obtained.

IR( $\text{cm}^{-1}$ ): C=O, 1733;  $\text{ONO}_2$ , 1637.

$^1\text{H-NMR}$ (300MHz) ( $\text{CDCl}_3$ ): 1.6ppm (d, 3H); 1.65ppm (m, 4H); 3.8ppm (q, 1H); 3.9ppm (s, 3H); 4.1ppm (m, 2H); 4.3ppm (m, 2H); 7.1-7.7ppm (m, aromatics).

Mass spectrometry (i.e.)  $\text{M}^+$  347.

Always according to the processes subject matter of the present invention, also the preparation of a nitric ester derivated from propionic acid proved to be particularly advantageous, having the following formula:



which is prepared as described in the following example, that is given hereunder as a mere indication and

which does not limit in any way the protection scope of this invention.

EXAMPLE 2

5 a) 23.9 g of potassium-phthalimide dispersed into 200 ml of anhydrous dimethylformamide were added to a solution of 55.7 g of 1,4-di bromo-butane dissolved in 300 ml of anhydrous dimethylformamide.

The reaction mixture was agitated for 12 hours at room temperature, then diluted with water and extracted with 10 methylene chloride. The methylene chloride was evaporated from the organic phase so obtained at a reduced pressure and then the dimethylformamide was removed by distillation at the pressure of 10 mm Hg.

The residue was regained with water and extracted with 15 methylene chloride.

The organic phase so obtained was anhydriified and the solvent was evaporated at a reduced pressure until 14.8 g of 1-phthalimide-4-bromo-butane were obtained, which were treated with isopropyl ether and then essiccated. 20 m.p. = 77°C

b) 32 ml of hydriodic acid were cautiously added to 8.25 g of 1-phthalimido-4-bromo-butane; the mixture was then submitted to heating and kept in ebullition for 24 hours.

25 After cooling, the mixture was diluted with water and after filtration the solvent was evaporated at a reduced pressure, obtaining a residue which, once crystal-

lized by ethyl ether, produced 6 g of 4-iodine-butylammonium iodide.

m.p. = 103°C

5 c) 7 ml of thionyl chloride were cautiously added to a solution of 2.3 g of 2-(6-methoxy-2-naphtyl)propionic acid in 15 ml of anhydrous chloroform. The reaction mixture was stirred for 40 minutes at room temperature and then the solvent was evaporated at a reduced pressure, obtaining 2.23 g of 2-(6-methoxy-2-naphtyl)propionylchloride.

10

2.3 g of 2-(6-methoxy-2-naphtyl)propionylchloride were dissolved in pyridine and the solution was cooled at the temperature of 0°C.

15 3.27 g of 4-iodobutylammonium iodide were added to this solution and the mixture so obtained was agitated for 1 hour at 0°C and then diluted with water and extracted with methylene chloride.

The organic phase so obtained was washed initially with a 10% solution of hydrochloric acid and afterward with a saturated solution of sodium bicarbonate, then the solvent was evaporated at a reduced pressure, obtaining 3.2 g of a dry residue. The residue was purified by chromatography on silica gel, utilizing methylene chloride as eluent.

25 The intermediate fractions were collected, the solvent was evaporated at a reduced pressure and 1.6 g of 2-(6-methoxy-2-naphtyl)-4-iodobutyl propionamide (XX) were

obtained.

IR (cm<sup>-1</sup>): NH, 3294; C=O, 1651.

<sup>1</sup>H-NMR(300MHz) (CDCl<sub>3</sub>): 1.1-1.75 ppm (m, 4H);

5 1.6ppm (d, 3H); 3.1ppm (t, 2H); 3.2ppm (q, 2H); 3.7ppm  
(q, 1H); 3.9ppm (s, 3H); 5.35ppm (m, NH); 7.1-7.75ppm  
(m, aromatics).

d) A suspension of 1.6 g of 2-(6-methoxy-2-naphtyl)-4-iodobutyl propionamide in 20 ml of acetonitrile was heated at a temperature of about 40°C and stirred until  
10 a solution was obtained to which 1.0 g of AgNO<sub>3</sub> were added.

The mixture was stirred for 1 hour at room temperature, then filtered and the solvent was evaporated at a reduced pressure. The residue obtained was regained  
15 with methylene chloride, the resulting mixture was filtered and the solvent was evaporated at a reduced pressure, and 0,8 g of dry residue were obtained which were purified by chromatography on silica gel, utilizing an eluting mixture constituted by methylene chloride/ethyl acetate 9/1 (v/v).  
20

The head fractions were collected, the solvent was evaporated at a reduced pressure and 0.75 g of nitric ester of 2-(6-methoxy-2-naphtyl)-4-hydroxybutyl propionamide (IV) were obtained.

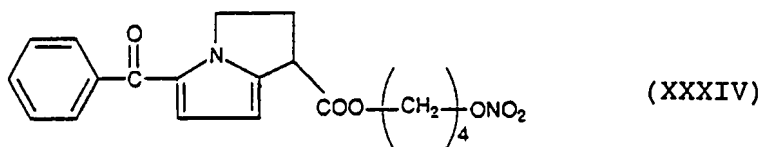
25 IR(cm<sup>-1</sup>): C=O, 1672; NH, 3294; ONO<sub>2</sub>, 1637

Mass spectrometry (i.e.) M<sup>+</sup>·346.

<sup>1</sup>H-NMR(80mhz) (CDCl<sub>3</sub>): 1.3ppm-1.6ppm (m, 4H);

1.7ppm (d, 3H); 3.1ppm (q, 2H); 3.7ppm (q, 1H); 3.9ppm (s, 3H); 4.3ppm (m, 2H); 5.6ppm (m, NH); 7.05-7.8ppm (m, aromatics).

Always according to the present invention, also the  
 5 nitric ester having the following formula:



10

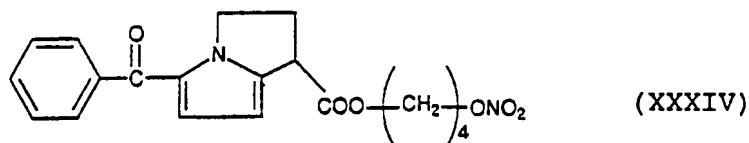
proved to be particularly advantageous, which is prepared as described in the following example that is also given hereunder as a mere indication and which does not limit in any way the protection scope of this invention.

15

EXAMPLE 3

Preparation of the composition having the formula:

20



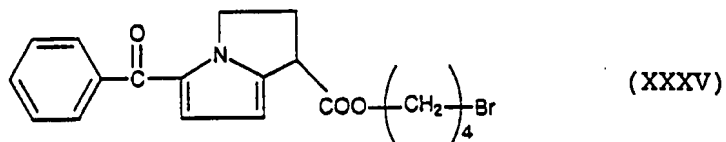
25 a) In a suspension of 80% sodium hydride (0,16 g) in DMF (15 ml), 1,15 g of Ketorolac dissolved in 20 ml of DMF were caused to drip under agitation.

The reaction mix was kept under agitation at 40°C for

15 minutes, then 1 ml of 1,4-dibromobutane was added and the mix was kept under agitation at room temperature overnight.

Then the solvent was evaporated under reduced pressure and the residue was treated with water and methylene chloride. The organic phase was separated, dried on sodium sulfate and the solvent was removed under reduced pressure, to obtain a residue which was purified by silica gel chromatography, utilizing a 4/6 petroleum ether/ether eluent mix (v/v). The head fractions were collected, the solvent was evaporated under reduced pressure and 0.75 g of product was obtained having the formula:

15



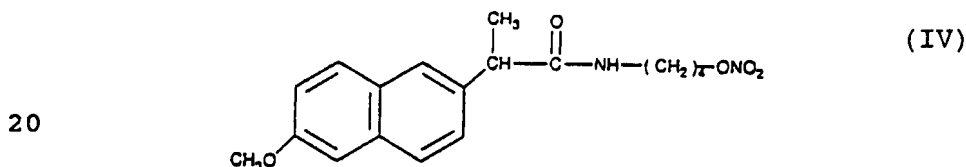
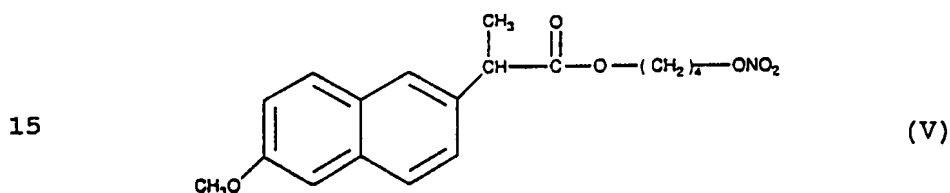
<sup>1</sup>H-NMR (80 MHz) (CDCl<sub>3</sub>) (ppm): 1,83(6H, m); 2,81(2H, m); 3,38(2H, t); 4,12(2H, t); 4,48(1H,m); 6,03(1H, d); 6,78(1H,d); 7,41(3H, m); 7,73(2H, m).

b) A solution of AgNO<sub>3</sub> (0,5 g) in 5 ml of acetonitrile was added to a solution of (XXXV) (0,75 g) in 20 ml of acetonitrile. The reaction mix was kept stirring at room temperature for 48 hours. The solvent was then removed under pressure and the residue was treated with water and methylene chloride. The organic phase

was then separated, dried on sodium sulfate and the solvent was removed under reduced pressure. The residue was purified by filtration on silica gel, utilizing a 4/6 petroleum ether/ether eluent mix. The head fractions were collected, the solvent was evaporated under reduced pressure and 0.35 g of (XXXIV) were obtained.

$^1\text{H-NMR}$  (80 MHz) ( $\text{CDCl}_3$ ) (ppm): 1.78 (6H, m); 2.82 (2H, m); 4.14 (2H, m); 4.47 (3H, m); 6.03 (1H, d); 6.79 (1H, d); 7.46 (3H, m); 7.77 (2H, m).

Through biological assays the anti-inflammatory and analgesic activity were determined, for instance of nitric esters (IA) having the following formulae:



The anti-inflammatory activity of said nitric esters of derivatives of propionic acid was determined in Wistar rats utilizing the method of carrageenan edema, as reported in C.A. WINTER, E. RISLEY, G.W. NUSS, Proc. Soc. Exp. Biol. Med. 111,544-547 (1962), while the



analgesic activity of said derivatives was determined in Swiss mice as reported by L.C. HENDERSHOT, J. FORSAITH, J.Pharmacol. Exp. Ter. 125,237-249 (1959).

The anti-inflammatory and analgesic activity of said derivatives resulted to be comparable to 2-(6-methoxy-2-naphtyl)propionic acid taken as a reference.

The anti-platelet aggregation activity of said derivatives was determined on human platelets. Platelets were incubated with the compounds for 10 min at 37°C prior to stimulation with trombin. The anti-platelet aggregation activity of said derivatives resulted to be comparable to 2-(6-methoxy-2-naphthyl)propionic acid taken as a reference.

Then, the acute toxicity of said derivatives (IV) and (V) was evaluated by oral administration of a single dose of each composition (IV) and (V), utilizing groups of 10 Swiss mice for each derivative.

The incidence of lethality and the onset of a toxic symptomatology were reported for an observation period of 14 days.

Even after the administration of a dose of 750 mg/kg of composition (IV) or composition (V) no apparent toxicity symptoms were observed in the treated animals.

Further biological assays were carried out in order to define the pharmaco-toxicological profile of the studied compounds, in particular of composition (V),

compared with 2-(6-methoxy-2-naphtyl)propionic acid taken as reference.

#### A. PHARMACODYNAMIC ACTIVITY

##### ACUTE MODELS

5 Rat carrageenan paw edema. On the basis of preliminary experiments, the compound (V) and 2-(6-methoxy-2-naphtyl)propionic acid prove to have a comparable efficacy; the effective dose is comprised in the range from 1 to 10 mg/kg p.o.

##### 10 SUBACUTE MODELS

Rat adjuvant arthritis. The animals treated for 19 running days (from the 3rd to the 20th day after the inducing injection) with composition (V) or with 2-(6-methoxy-2-naphtyl)propionic acid, both of them at doses of 3 mg/kg p.o., showed a significant and comparable reduction in arthritic symptomatology compared with controls.

#### B. GASTROINTESTINAL TOLERABILITY

Damage to the gastric mucosa of the rat. The compound (V) was studied in comparison with 2-(6-methoxy-2-naphtyl)propionic acid taken as reference, both of them at doses comprised between 3 and 30 mg/kg p.o.; the compound (V) proved to be significantly better tolerated than 2-(6-methoxy-2-naphtyl)propionic acid. 2-(6-methoxy-2-naphtyl)propionic acid already at 3 mg/kg caused gastric damages, and such effects resulted to be dose-dependent, while the compound (V) proved to be

well tolerated even at doses of 30 mg/kg.

C. GENERAL PHARMACOLOGY

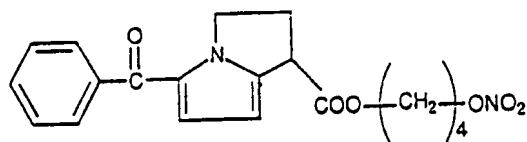
A secondary pharmacological evaluation of compound (V) was carried out in comparison with 2-(6-methoxy-2-naphtyl)propionic acid. No considerable additional effects with respect to the primary pharmacological activity were observed on central nervous system, on the autonomous system, on the cardiovascular, respiratory and gastrointestinal systems.

D. TOXICOLOGY

Acute toxicity in rodents. Preliminary studies were carried out in rodents, utilizing two administration routes. No symptoms of apparent toxicity were observed in animals treated with oral or intraperitoneal doses of 300 mg/kg.

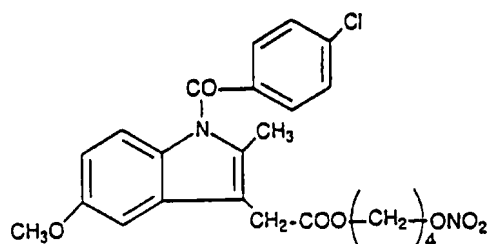
Maximum tolerated dose in non-rodents. Preliminary studies have indicated that compound (V) was very well tolerated in the dog, an animal species which is known to be particularly sensitive to the ulcerogenic activity of anti-inflammatory agents in general. The animals received increasing oral doses of compound (V) up to 30 mg/kg and no apparent symptoms were observed. In comparison, 2-(6-methoxy-2-naphtyl)propionic acid, administered at doses of 10 mg/kg, caused the death of the animals.

Furthermore, biological studies concerning nitric esters (IA) having the following formulae:



(XXXIV)

5



(XXXVI)

10

were carried out.

Then the anti-inflammatory activity, the gastrointestinal tolerability and the platelet anti-aggregating activity of the above compositions were determined.

15

The anti-inflammatory activity was determined by the method of the carrageenan edema in the rat, as described by C.A.WINTER et al. (1962) Proc.Soc.Exp.Biol.Med. 111,544. The gastrointestinal tolerability was evaluated by oral administration in the rat. The platelet anti-aggregating activity was determined on human platelets stimulated by arachidonic acid, according to the method described by V.BERTELE et al. (1983) Science 220, 517.

20

The results are shown on Table 1 as values concerning the anti-inflammatory, anti-aggregating activity and the gastrointestinal tolerability of the compositions

25

under examination, expressed as a power ratio relatively to the basic product taken as a unity standard.

TABLE 1

COMPOSITION	ANTI-INFLAMM.	ANTI-AGGREG.	GASTROINTEST.
	ACTIVITY	ACTIVITY	ULCEROGEN.
(XXXIV)	1,25	1,10	0,15
KETOROLAC	1,0	1,0	1,0
(XXXVI)	1,0	1,30	0,1
INDOMETHACIN	1,0	1,0	1,0

5

10 The acute toxicity of the compositions under examination has been approximately evaluated by oral administration of a single dosage of the substance to groups of 10 mice. The death-rate incidence and the onset of toxic symptoms have been observed for a period of 14

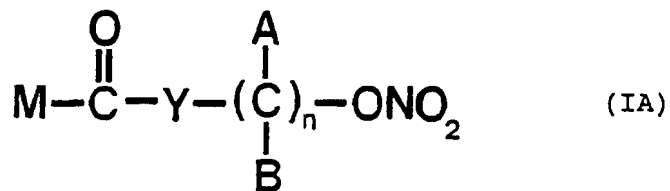
15 days. Even after the administration of 100 mg/kg of each composition, the animals did not show any symptom of apparent toxicity.

20

25

## CLAIMS

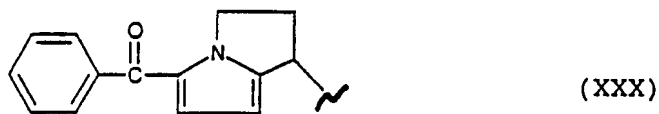
1. Derivatives of propionic acid, 1-(p-chlorobenzoyl)  
 -5- methoxy-2-methyl -3-indolylacetic acid, 5-benzoyl  
 -1,2-dihydro -3H- pyrrolo[1,2-a]pyrrole -1-carboxylic  
 5 acid, 6-methoxy -2-naphthylacetic acid, characterized  
 in that they have the following general formula:



10

where:

- A and B are chosen among hydrogen, linear or branched,  
 substituted or non substituted alkyl chains, M is  
 15 chosen among:

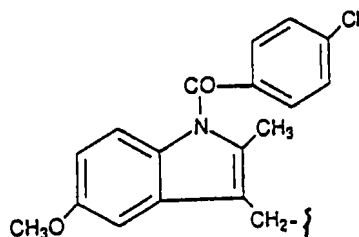


20



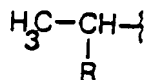
25

5



(XXXII)

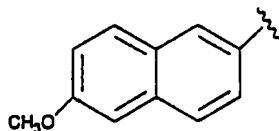
10



(XXXIII)

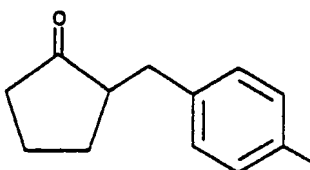
where R is chosen among:

15



(II)

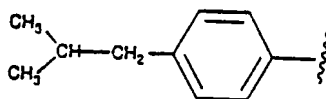
20



(X)

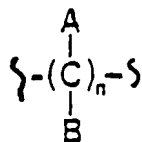
25

Y is chosen among oxygen, NH, NR<sub>1</sub>, where R<sub>1</sub> is a linear or branched alkyl group, and n is comprised between 1 and 10.



(III)

2. Nitric esters according to claim 1, characterized in that the fragment:



5

is a linear, branched or cyclic alkylenic group C<sub>2</sub>-C<sub>10</sub>.

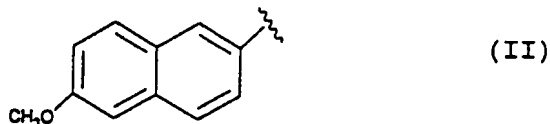
3. Derivative of propionic acid according to claim 1, characterized in that M is equal to

10



where R is:

15



A and B are equal to hydrogen, Y is equal to oxygen, and n is equal to four.

20

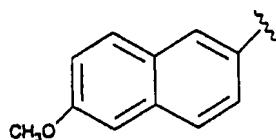
4. Derivative of propionic acid according to claim 1, characterized in that M is equal to

25





where R is:



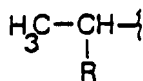
(II)

5

A and B are equal to hydrogen, Y is equal to NH, and n is equal to four.

5. Derivatives of propionic acid according to claim 1, characterized in that M is equal to

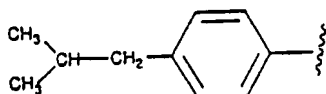
10



(XXXIII)

15

where R is equal to:



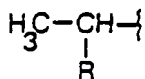
(III)

20

Y is equal to oxygen, A and B are equal to hydrogen, and n is equal to four.

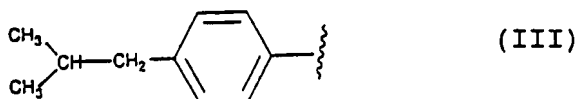
6. Derivative of propionic acid according to claim 1, characterized in that M is equal to

25



(XXXIII)

where R is equal to:



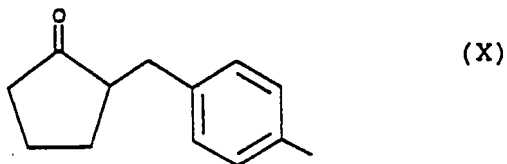
5

Y is equal to NH, A and B are equal to hydrogen, and n is equal to four.

7. Derivative of propionic acid, according to claim 1,  
10 characterized in that M is equal to



15 where R is equal to



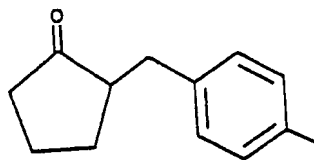
20 A and B are equal to hydrogen, y is equal to oxygen and n is equal to four.

8. Derivative of propionic acid according to claim 1,  
characterized in that M is equal to

25



where R is equal to



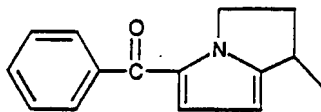
(X)

5

A and B are equal to hydrogen, y is equal to NH and n is equal to four.

9. Derivatives of 5-benzoyl -1,2-dihydro-3H-pyrrolo[1,2-a] pyrrole -1-carboxylic acid according to claim 1, characterized in that M is equal to

10



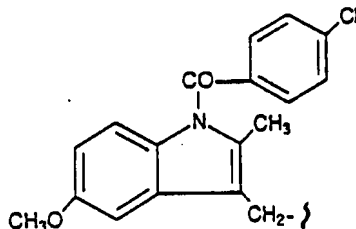
(XXX)

15

A and B are equal to hydrogen, Y is equal to oxygen and n is equal to four.

10. Derivatives of 1-(p- chlorobenzoyl) -5-methoxy - 2-methyl-3-indolylacetic acid according to claim 1, characterized in that M is equal to

20



(XXXII)

25

A and B are equal to hydrogen, Y is equal to oxygen and

n is equal to four.

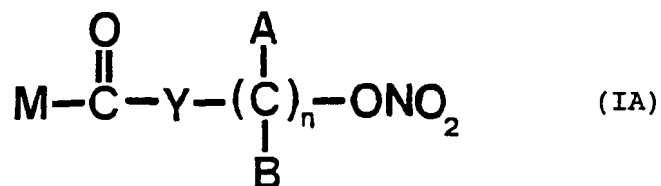
11. Nitric esters according to claim 1, characterized in that they are utilizable in the pharmaceutical field as anti-inflammatory agents.

5 12. Nitric esters according to claim 1, characterized in that they are utilizable in the pharmaceutical field as analgesic agents.

13. Nitric esters according to claim 1, characterized in that they are utilizable in the treatment of rheumatic illnesses, in the treatment of disorders of an immunologic nature and of the moderate to medium painful states.

14. Nitric esters according to claim 1, characterized in that they are utilizable in the treatment of the diseases of the cardiovascular system, in the treatment of senile dementia, in the treatment of miocardial and brain ischaemiae and in cases of arterial thrombosis.

15. Process for the preparation of nitric esters according to claim 1 and having the following general formula:

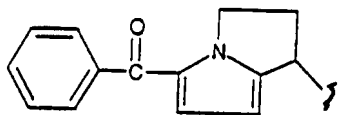


25

where A and B are chosen among hydrogen, linear or branched, substituted or non substituted alkyl chains,

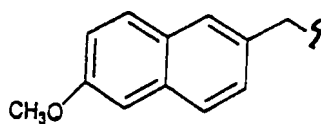
M is chosen among

5



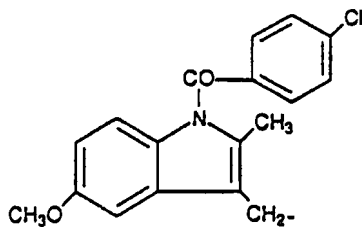
(XXX)

10

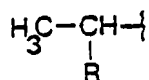


(XXXI)

15



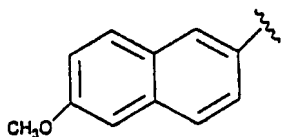
(XXXII)



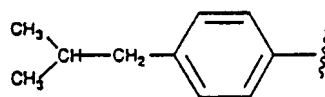
(XXXIII)

20 where R is chosen among:

25

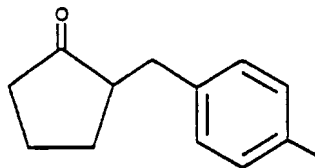


(II)



(III)

36



(X)

5

Y is chosen among oxygen, NH, NR<sub>1</sub>, where R<sub>1</sub> is a linear or branched alkyl group, and n is comprised between 1 and 10, characterized in that it comprises the following steps:

- 10 - Preparation of sodium salt of derivatives having the following general formula:



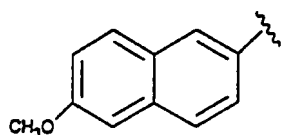
15

where M is chosen among (XXX), (XXXI), (XXXII),

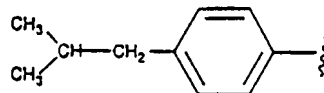


- 20 where R is chosen among the following structures:

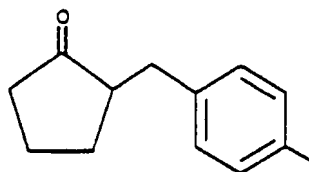
25



(II)



(III)



(X)

5

or preparation of derivatives (VIA) functionalized to the carboxylic group, such as acyclic chlorides, anhydrides or the like;

- Reaction between the sodium salt of said derivatives (VIA) or of said derivatives (VIA) functionalized to the carboxylic group, with a compound having the following general formula:

10



15

where:

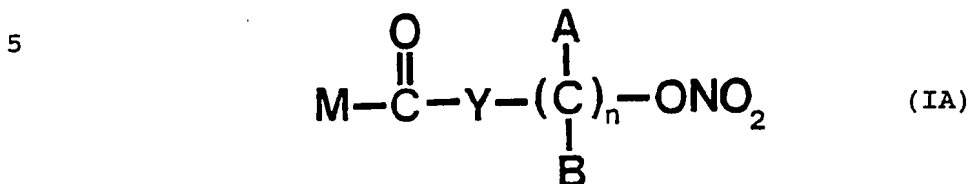
$R_4$  is chosen among chlorine, bromine,  $NHR_5$  with  $R_5$  hydrogen, linear or branched alkyl chain, A and B are chosen among hydrogen, linear or branched, substituted or non substituted alkyl chains,  $R_3$  is chosen among chlorine, bromine and iodine, and n is comprised between 1 and 10, with ensuing production of the relevant monomeric esters or the relevant amides;

20

- Reaction of said monomeric esters or said amides with a nitrating agent such as  $AgNO_3$  or the like, with ensuing production of nitric esters (IA).

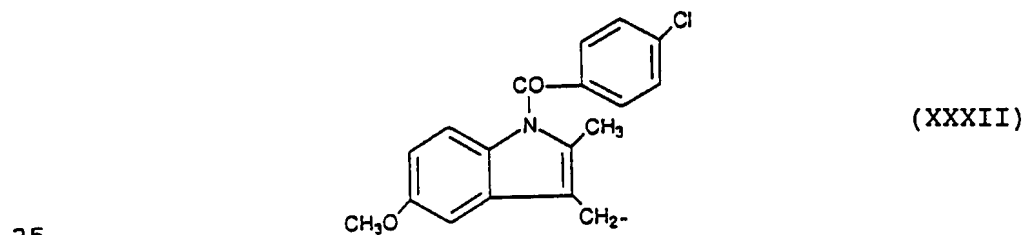
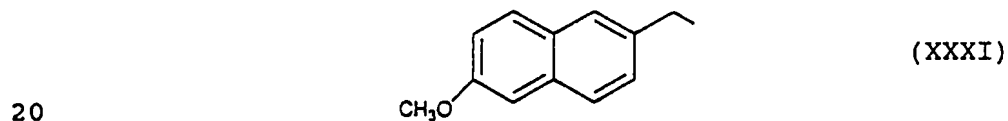
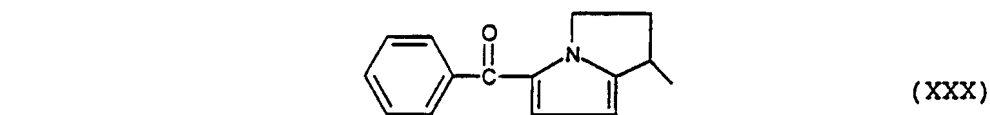
25

16. Process for the preparation of nitric esters according to claim 1 and having the following general formula:

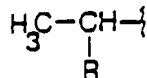


where:

10 A and B are chosen among hydrogen, linear or branched, substituted or non substituted alkyl chains, M is chosen among



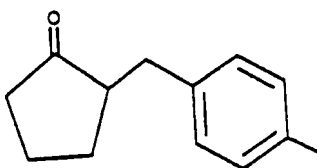




(XXXIII)

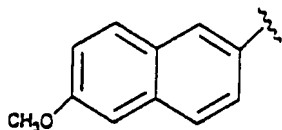
5

where R is chosen among:



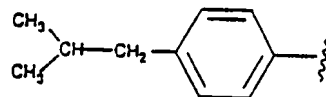
(X)

10



(II)

15

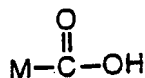


(III)

Y is chosen among oxygen, NH, NR<sub>1</sub>, where R<sub>1</sub> is a linear or branched alkyl group, and n is comprised between 1 and 10, characterized in that it comprises the following steps:

20

- Preparation of sodium salt of derivatives having the following general formula:

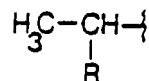


(VIA)

25

where M is chosen among (XXX), (XXXI), (XXXII),

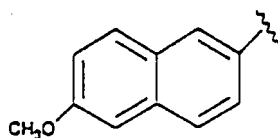
5



(XXXIII)

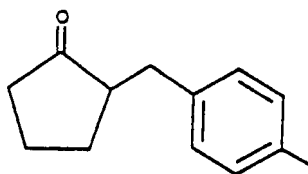
where R is chosen among the following structures:

10

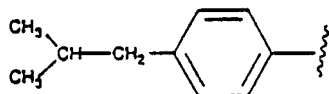


(II)

15



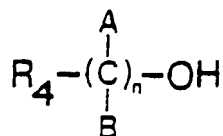
(X)



(III)

or preparation of derivatives (VIA) functionalized to  
 20 the carboxylic group, such as acyclic chlorides, anhydri-  
 des or the like;

- Reaction between the sodium salt of said derivatives  
 (VIA) or of said derivatives (VIA) functionalized to to  
 the carboxylic group, with a composition having the  
 25 following general formula:



(VIII)

where:

R<sub>4</sub> is chosen en among chlorine, bromine, NHR<sub>5</sub> with R<sub>5</sub> hydrogen, linear or branched alkyl chain, A and B are chosen among hydrogen, linear or branched, substituted  
5 or non substituted alkyl chains, and n is comprised between 1 and 10, with ensuing production of the relevant mo monomeric esters or the relevant amides;

- Reaction of said monomeric esters or said amides with an halogenating compound such as PBr<sub>3</sub> or the like, with  
10 ensuing production of said monomeric esters or said amides, characterized by the presence of a terminal halogen group;

- Reaction of said monomeric esters or of said amides, characterized by the presence of a terminal halogen  
15 group with a nitrating agent such as AgNO<sub>3</sub> or the like, with ensuing production of nitric esters (IA).

17. Pharmaceutical compositions having anti-inflammatory activity characterized in that they comprise at least one nitric ester according to claim 1 as active  
20 constituent.

18. Pharmaceutical compositions having analgesic activity characterized in that they comprise at least one nitric ester according to claim 1 as active consti-  
25 tuent.

INTERNATIONAL SEARCH REPORT

International Application No  
PCT/EP 94/03182

A. CLASSIFICATION OF SUBJECT MATTER  
IPC 6 C07C203/04 C07D487/04 C07D209/28 A61K31/40 A61K31/405  
A61K31/21 //(C07D487/04, 209:00, 209:00)

According to International Patent Classification (IPC) or to both national classification and IPC

B. FIELDS SEARCHED

Minimum documentation searched (classification system followed by classification symbols)  
IPC 6 C07C C07D

Documentation searched other than minimum documentation to the extent that such documents are included in the fields searched

Electronic data base consulted during the international search (name of data base and, where practical, search terms used)

C. DOCUMENTS CONSIDERED TO BE RELEVANT

Category *	Citation of document, with indication, where appropriate, of the relevant passages	Relevant to claim No.
A	DE,A,17 93 828 (SYNTEX CORP.) 22 April 1976 see the whole document & ZA,A,6 707 597 (...) cited in the application ---	1-18
A	DE,A,14 43 429 (BOOTS PURE DRUG COMPANY LTD.) 24 October 1968 see the whole document & GB,A,971 700 (...) cited in the application ---	1-18
A	US,A,3 758 544 (SYNTEX CORP.) 11 September 1973 see abstract; claims & DE,A,19 34 460 (...) 23 June 1977 cited in the application ---	1-18
	-/--	

Further documents are listed in the continuation of box C.  Patent family members are listed in annex.

\* Special categories of cited documents :

"A" document defining the general state of the art which is not considered to be of particular relevance

"B" earlier document but published on or after the international filing date

"L" document which may throw doubts on priority claim(s) or which is cited to establish the publication date of another citation or other special reason (as specified)

"O" document referring to an oral disclosure, use, exhibition or other means

"P" document published prior to the international filing date but later than the priority date claimed

"T" later document published after the international filing date or priority date and not in conflict with the application but cited to understand the principle or theory underlying the invention

"X" document of particular relevance; the claimed invention cannot be considered novel or cannot be considered to involve an inventive step when the document is taken alone

"Y" document of particular relevance; the claimed invention cannot be considered to involve an inventive step when the document is combined with one or more other such documents, such combination being obvious to a person skilled in the art.

"&" document member of the same patent family

Date of the actual completion of the international search: 14 December 1994

Date of mailing of the international search report: - 4. 01. 95

Name and mailing address of the ISA: European Patent Office, P.B. 5818 Patentlaan 2, NL - 2280 HV Rijswijk, Tel. (+ 31-70) 340-2040, Tx. 31 651 epo nl, Fax (+ 31-70) 340-3016

Authorized officer: Paisdor, B

## INTERNATIONAL SEARCH REPORT

Int. Application No  
PCT/EP 94/03182

C.(Continuation) DOCUMENTS CONSIDERED TO BE RELEVANT		
Category *	Citation of document, with indication, where appropriate, of the relevant passages	Relevant to claim No.
A	DE,A,28 14 556 (SANKYO CO., LTD.) 12 October 1978 cited in the application see claims	1-18
P,A	WO,A,94 12463 (HCT-HEALTH CARE TRADING LTD.) 9 June 1994 see abstract; claims	1-18
P,A	WO,A,94 04484 (CORLAY S.L. & METGROVE LTD.) 3 March 1994 see abstract; claims	1-18

# INTERNATIONAL SEARCH REPORT

Information on patent family members

Int. Application No <b>PCT/EP 94/03182</b>
---

Patent document cited in search report	Publication date	Patent family member(s)	Publication date
DE-A-1793828	22-04-76	DE-A, B, C 1793825	05-02-76
		CA-A- 960689	07-01-75
		CA-A- 991655	22-06-76
		CH-A- 517690	15-01-72
		CH-A- 520644	31-03-72
		CH-A- 520645	31-03-72
		CH-A- 537369	13-07-73
		DE-A- 1668654	15-04-71
		FR-M- 8487	27-07-73
		FR-M- 8494	27-07-73
		FR-A- 1587861	03-04-70
		GB-A- 1211134	04-11-70
		NL-A- 7512107	30-01-76
		NL-A- 6800251	15-07-68
		US-A- 3896157	22-07-75
		US-A- 3904682	09-09-75
US-A- 4048330	13-09-77		
US-A- 4207241	10-06-80		
-----			
ZA-A-6707597		NONE	
-----			
DE-A-1443429	24-10-68	FR-M- 3124	
		GB-A- 971700	
		US-A- 3228831	
		US-A- 3385886	
		US-A- 3385887	
-----			
GB-A-971700		DE-A, B, C 1443429	24-10-68
		FR-M- 3124	
		US-A- 3228831	
		US-A- 3385886	
		US-A- 3385887	
-----			
US-A-3758544	11-09-73	US-A- 3873594	25-03-75
		CH-A- 554306	30-09-74
		CH-A- 554826	15-10-74
		CH-A- 535735	15-04-73
		DE-A- 1934460	05-02-70
		GB-A- 1274271	17-05-72
		GB-A- 1274272	17-05-72

## INTERNATIONAL SEARCH REPORT

Information on patent family members

International Application No

PCT/EP 94/03182

Patent document cited in search report	Publication date	Patent family member(s)	Publication date
US-A-3758544		GB-A- 1274273	17-05-72
		NL-A- 6911574	03-02-70
		SE-C- 392263	21-03-77
		US-A- 3637767	25-01-72
-----			
DE-A-1934460	05-02-70	CH-A- 554306	30-09-74
		CH-A- 554826	15-10-74
		CH-A- 535735	15-04-73
		GB-A- 1274271	17-05-72
		GB-A- 1274272	17-05-72
		GB-A- 1274273	17-05-72
		NL-A- 6911574	03-02-70
		SE-C- 392263	21-03-77
		US-A- 3637767	25-01-72
		US-A- 3758544	11-09-73
		-----	
DE-A-2814556	12-10-78	JP-C- 1173362	28-10-83
		JP-A- 53135958	28-11-78
		JP-B- 58004699	27-01-83
		JP-C- 1310718	11-04-86
		JP-A- 53127444	07-11-78
		JP-B- 60034539	09-08-85
		JP-C- 1310723	11-04-86
		JP-A- 54016458	07-02-79
		JP-B- 60034540	09-08-85
		BE-A- 869097	18-01-79
		CA-A- 1113113	24-11-81
		CH-A- 633515	15-12-82
		FR-A, B 2395256	19-01-79
		GB-A- 1580113	26-11-80
		NL-A, B, C 7803644	09-10-78
		SE-B- 437261	18-02-85
SE-A- 7803848	06-10-78		
US-A- 4161538	17-07-79		
-----			
WO-A-9412463	09-06-94	AU-B- 5624194	22-06-94
-----			
WO-A-9404484	03-03-94	CA-A- 2120942	03-03-94
		EP-A- 0609415	10-08-94
-----			